

Majestic Evo







LIV- ING

pag. **8**



MASTER BATH- ROOM

pag. **10**



LOB- BY

pag. **14**

pag. 16

CON- CEPT STORE



DATI
TECHNICAL
TECNICI
DATA

pag. 22

pag. 18

SHOW- ROOM




pag. 20

COZY LIVING



DOM
DESIGN
LAB
dm

Majestic Evo



DOLOMITE WHITE RETT /
75X150 - 30"X60"

LO SPLENDORE
THE SPLENDOR
DELLA LUCE,
OF LIGHT,
STILE
STYLE
ED ELEGANZA
AND ELEGANCE

La splendeur de la lumière,
style et élégance

Der Glanz des Licht,
Stil und Eleganz

El esplendor de la luz,
el estilo y la elegancia

БЛЕСК СВЕТА,
СТИЛЬ И ЭЛЕГАНТНОСТЬ

—
LI-
-VI
NG
—





DOLOMITE WHITE RETT / 75X150 - 30"X60"

MA-
STER

BATH-
ROOM

CALACATTA LUX RETT / 58,5X117,2 - 23"X46,1"
CALACATTA RETT / 58,5X58,5 - 23"X23"
CALACATTA MOSAIC MIX RETT / 29,1X29,1 - 11,5"X11,5"





there
is no
place
like home



BE
happy

CALACATTA RETT / 58,5X117,2 - 23"X46,1"



CALA-

CATTIA





RAPOLANO LATTE LUX RETT / 75X150 - 30"X60"



RAPOLANO LATTE RETT / 58,5X58,5 - 23"X23"



LOBBY

TRAVERTINO SILVER RETT 75X150 - 30"X60"



CONCEPT
STORE



TRAVERTINO SILVER LUX RETT / 75X150 - 30"X60"




TUNDRA GREY LUX RETT / 75X150 - 30"X60"



TUNDRA GREY LUX RETT / 75X150 - 30"X60"

SHO-
W
RO-
OM



TUNDRA GREY RETT / 75X150 - 30"X60"



COZY LIVING

AMANI SABBIA RETT / 75X150 - 30"X60"



DATI
TECHNICAL
TECNICI
DATA

**PORCELLANATO
IMPASTO COLORATO**

COLOURED BODY
PORCELAIN STONEWARE

DURCHGEFÄRBTES
FEINSTEINZEUG

КЕРАМОГРАНИТ,
ОКРАШЕННЫЙ В МАССЕ

DIGITAL TECHNOLOGY

GRÈS CÉRAME COLORÉ
DANS LA MASSE

PORCELÁNICO DE PASTA
DE COLOR

COLORI

COLOURS - COULEURS - FARBEN - COLORES - ЦВЕТА

FINITURE / FINISHES

RETT / LUX RETT



**DOLOMITE
WHITE**



CALACATTA




**TRAVERTINO
SILVER**



**TUNDRA
GREY**



**RAPOLANO
LATTE**



**AMANI
SABBIA**

MAJESTIC EVO
DOLOMITE WHITE

SVILUPPO GRAFICO / GRAPHIC DEVELOPMENT



MAJESTIC EVO

TUNDRA GREY

SVILUPPO GRAFICO / GRAPHIC DEVELOPMENT



MAJESTIC EVO

TRAVERTINO SILVER

SVILUPPO GRAFICO / GRAPHIC DEVELOPMENT



MAJESTIC EVO

CALACATTA

SVILUPPO GRAFICO / GRAPHIC DEVELOPMENT



MAJESTIC EVO

RAPOLANO LATTE

SVILUPPO GRAFICO / GRAPHIC DEVELOPMENT



MAJESTIC EVO
AMANI SABBIA

SVILUPPO GRAFICO / GRAPHIC DEVELOPMENT



**PORCELLANATO
IMPASTO COLORATO**

COLOURED BODY
PORCELAIN STONEWARE

DURCHGEFÄRBTES
FEINSTEINZEUG

КЕРАМОГРАНИТ,
ОКРАШЕННЫЙ В МАССЕ

DIGITAL TECHNOLOGY

GRÈS CÉRAME COLORÉ
DANS LA MASSE


PORCELÁNICO DE PASTA
DE COLOR

FORMATI

SIZES - FORMATS - FORMATE - FORMATOS - ФОРМАТЫ



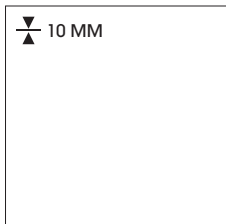
IN/10 MM



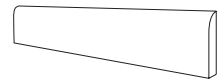
29,1x58,5
11,5"x23"
RETT / LUX RETT




BATTISCOPIA
8x58,5 3"x23"
RETT / LUX RETT




58,5x58,5
23"x23"
RETT / LUX RETT



BATTISCOPIA
5x75 2"x30"
RETT / LUX RETT




58,5x117,2
23"x46,1"
RETT / LUX RETT



75x150
30"x60"
RETT / LUX RETT

**DECORATIVE PIECES
AND SPECIAL TRIMS**



MOSAIC MIX
29,1x29,1 11,5"x11,5"
RETT / LUX RETT

75x150 30"x60"

DMJ71501R	MAJESTIC EVO DOLOMITE WHITE RETT	75X150
DMJ71510R	MAJESTIC EVO CALACATTA RETT	75X150
DMJ71560R	MAJESTIC EVO RAPOLANO LATTE RETT	75X150
DMJ71540R	MAJESTIC EVO TRAVERTINO SILVER RETT	75X150
DMJ71504R	MAJESTIC EVO TUNDRA GREY RETT	75X150
DMJ71502R	MAJESTIC EVO AMANI SABBIA RETT	75X150

75x150 30"x60"

DMJ71501RL	MAJESTIC EVO DOLOMITE WHITE LUX RETT	75X150
DMJ71510RL	MAJESTIC EVO CALACATTA LUX RETT	75X150
DMJ71560RL	MAJESTIC EVO RAPOLANO LATTE LUX RETT	75X150
DMJ71540RL	MAJESTIC EVO TRAVERTINO SILVER LUX RETT	75X150
DMJ71504RL	MAJESTIC EVO TUNDRA GREY LUX RETT	75X150
DMJ71502RL	MAJESTIC EVO AMANI SABBIA LUX RETT	75X150

58,5x117,2 23"x46,1"

DMJ12601R	MAJESTIC EVO DOLOMITE WHITE RETT	58,5X117,2
DMJ12610R	MAJESTIC EVO CALACATTA RETT	58,5X117,2
DMJ12660R	MAJESTIC EVO RAPOLANO LATTE RETT	58,5X117,2
DMJ12644R	MAJESTIC EVO TRAVERTINO SILVER RETT	58,5X117,2
DMJ126040R	MAJESTIC EVO TUNDRA GREY RETT	58,5X117,2
DMJ12602R	MAJESTIC EVO AMANI SABBIA RETT	58,5X117,2

58,5x117,2 23"x46,1"

DMJ12601RL	MAJESTIC EVO DOLOMITE WHITE LUX RETT	58,5X117,2
DMJ12610RL	MAJESTIC EVO CALACATTA LUX RETT	58,5X117,2
DMJ12660RL	MAJESTIC EVO RAPOLANO LATTE LUX RETT	58,5X117,2
DMJ12640RL	MAJESTIC EVO TRAVERTINO SILVER LUX RETT	58,5X117,2
DMJ12604RL	MAJESTIC EVO TUNDRA GREY LUX RETT	58,5X117,2
DMJ12602RL	MAJESTIC EVO AMANI SABBIA LUX RETT	58,5X117,2

58,5x58,5 23"x23"

DMJ601R	MAJESTIC EVO DOLOMITE WHITE RETT	58,5X58,5
DMJ611R	MAJESTIC EVO CALACATTA RETT	58,5X58,5
DMJ616R	MAJESTIC EVO RAPOLANO LATTE RETT	58,5X58,5
DMJ614R	MAJESTIC EVO TRAVERTINO SILVER RETT	58,5X58,5
DMJ6040R	MAJESTIC EVO TUNDRA GREY RETT	58,5X58,5
DMJ602R	MAJESTIC EVO AMANI SABBIA RETT	58,5X58,5

58,5x58,5 23"x23"

DMJ601RL	MAJESTIC EVO DOLOMITE WHITE LUX RETT	58,5X58,5
DMJ611RL	MAJESTIC EVO CALACATTA LUX RETT	58,5X58,5
DMJ616RL	MAJESTIC EVO RAPOLANO LATTE LUX RETT	58,5X58,5
DMJ614RL	MAJESTIC EVO TRAVERTINO SILVER LUX RETT	58,5X58,5
DMJ604RL	MAJESTIC EVO TUNDRA GREY LUX RETT	58,5X58,5
DMJ602RL	MAJESTIC EVO AMANI SABBIA LUX RETT	58,5X58,5

29,1x58,5 11,5"x23"

DMJ301R	MAJESTIC EVO DOLOMITE WHITE RETT	29,1X58,5
DMJ311R	MAJESTIC EVO CALACATTA RETT	29,1X58,5
DMJ316R	MAJESTIC EVO RAPOLANO LATTE RETT	29,1X58,5
DMJ314R	MAJESTIC EVO TRAVERTINO SILVER RETT	29,1X58,5
DMJ3040R	MAJESTIC EVO TUNDRA GREY RETT	29,1X58,5
DMJ302R	MAJESTIC EVO AMANI SABBIA RETT	29,1X58,5

29,1x58,5 11,5"x23"

DMJ301RL	MAJESTIC EVO DOLOMITE WHITE LUX RETT	29,1X58,5
DMJ311RL	MAJESTIC EVO CALACATTA LUX RETT	29,1X58,5
DMJ316RL	MAJESTIC EVO RAPOLANO LATTE LUX RETT	29,1X58,5
DMJ314RL	MAJESTIC EVO TRAVERTINO SILVER LUX RETT	29,1X58,5
DMJ304RL	MAJESTIC EVO TUNDRA GREY LUX RETT	29,1X58,5
DMJ302RL	MAJESTIC EVO AMANI SABBIA LUX RETT	29,1X58,5

MOSAIC MIX
29,1x29,1 11,5"x11,5"

DMJM301R	DOLOMITE WHITE MOSAIC MIX (TOZZ 5,3X5,3) RETT	29,1X29,1
DMJM311R	CALACATTA MOSAIC MIX (TOZZ 5,3X5,3) RETT	29,1X29,1
DMJM316R	RAPOLANO LATTE MOSAIC MIX (TOZZ 5,3X5,3) RETT	29,1X29,1
DMJM314R	TRAVERTINO SILVER MOSAIC MIX (TOZZ 5,3X5,3) RETT	29,1X29,1
DMJM304R	TUNDRA GREY MOSAIC MIX (TOZZ 5,3X5,3) RETT	29,1X29,1
DMJM302R	AMANI SABBIA MOSAIC MIX (TOZZ 5,3X5,3) RETT	29,1X29,1

MOSAIC MIX
29,1x29,1 11,5"x11,5"

DMJM301RL	DOLOMITE WHITE MOSAIC MIX (TOZZ 5,3X5,3) LUX RETT	29,1X29,1
DMJM311RL	CALACATTA MOSAIC MIX (TOZZ 5,3X5,3) LUX RETT	29,1X29,1
DMJM316RL	RAPOLANO LATTE MOSAIC MIX (TOZZ 5,3X5,3) LUX RETT	29,1X29,1
DMJM314RL	TRAVERTINO SILVER MOSAIC MIX (TOZZ 5,3X5,3) LUX RETT	29,1X29,1
DMJM304RL	TUNDRA GREY MOSAIC MIX TOZZ 5,3X5,3) LUX RETT	29,1X29,1
DMJM302RL	AMANI SABBIA MOSAIC MIX (TOZZ 5,3X5,3) LUX RETT	29,1X29,1

BATTISCOPA
8x58,5 3"x23"

DMJB601R	MAJESTIC EVO DOLOMITE WHITE BATTISCOPA RETT	9X58,5
DMJB611R	MAJESTIC EVO CALACATTA BATTISCOPA RETT	9X58,5
DMJB616R	MAJESTIC EVO RAPOLANO LATTE BATTISCOPA RETT	9X58,5
DMJB614R	MAJESTIC EVO TRAVERTINO SILVER BATTISCOPA RETT	9X58,5
DMJB604R	MAJESTIC EVO TUNDRA GREY BATTISCOPA RETT	9X58,5
DMJB602R	MAJESTIC EVO AMANI SABBIA BATTISCOPA RETT	9X58,5

BATTISCOPA
8x58,5 3"x23"

DMJB601RL	MAJESTIC EVO DOLOMITE WHITE BATTISCOPA LUX RETT	9X58,5
DMJB611RL	MAJESTIC EVO CALACATTA BATTISCOPA LUX RETT	9X58,5
DMJB616RL	MAJESTIC EVO RAPOLANO LATTE BATTISCOPA LUX RETT	9X58,5
DMJB614RL	MAJESTIC EVO TRAVERTINO SILVER BATTISCOPA LUX RETT	9X58,5
DMJB604RL	MAJESTIC EVO TUNDRA GREY BATTISCOPA LUX RETT	9X58,5
DMJB602RL	MAJESTIC EVO AMANI SABBIA BATTISCOPA LUX RETT	9X58,5

BATTISCOPA
5x75 2"x30"

DMJB01R	MAJESTIC EVO DOLOMITE WHITE BATTISCOPA RETT	5X75
DMJB10R	MAJESTIC EVO CALACATTA BATTISCOPA RETT	5X75
DMJB60R	MAJESTIC EVO RAPOLANO LATTE BATTISCOPA RETT	5X75
DMJB40R	MAJESTIC EVO TRAVERTINO SILVER BATTISCOPA RETT	5X75
DMJB04R	MAJESTIC EVO TUNDRA GREY BATTISCOPA RETT	5X75
DMJB02R	MAJESTIC EVO AMANI SABBIA BATTISCOPA RETT	5X75

BATTISCOPA
5x75 2"x30"













DMJB01RL	MAJESTIC EVO DOLOMITE WHITE BATTISCOPA LUX RETT	5X75
DMJB10RL	MAJESTIC EVO CALACATTA BATTISCOPA LUX RETT	5X75
DMJB60RL	MAJESTIC EVO RAPOLANO LATTE BATTISCOPA LUX RETT	5X75
DMJB40RL	MAJESTIC EVO TRAVERTINO SILVER BATTISCOPA LUX RETT	5X75
DMJB04RL	MAJESTIC EVO TUNDRA GREY BATTISCOPA LUX RETT	5X75
DMJB02RL	MAJESTIC EVO AMANI SABBIA BATTISCOPA LUX RETT	5X75



IN/10 MM

IMBALLI / PACKING / EMBALLAGE / VERPACKUNG

FORMATO SIZE FORMAT FORMAT	PZ./SCATOLA PIECES/BOX PIECES/BOÎTE STÜCK/KARTON	MQ./SCATOLA SQM/BOX M ² /BOÎTE QM/KARTON	KG./SCATOLA KG/BOX KG/BOÎTE KG/KARTON	SC./PALLET BOXES/PALLET BOÎTES/PALETTE KARTONS/PALETTE	MQ./PALLET SQM/PALLET M ² /PALLETTE QM/PALLETTE	KG./PALLET KG/PALLET KG/PALLETTE KG/PALLETTE	SPESSORE THICKNESS ÉPAISSEURS STÄRKE
75X150 30°X60° RETT	1	1,125	25,70	24	27,00	637	10 MM
75X150 30°X60° LUX RETT	1	1,125	25,70	24	27,00	637	10 MM
58,5X117,2 23°X46,1° RETT	2	1,380	31,00	36	49,68	1.259	10 MM
58,5X117,2 23°X46,1° LUX RETT	2	1,380	31,00	36	49,68	1.259	10 MM
58,5X58,5 23°X23° RETT	4	1,380	31,00	30	41,40	1.035	10 MM
58,5X58,5 23°X23° LUX RETT	4	1,380	31,00	30	41,40	1.035	10 MM
29,1X58,5 11,5°X23° RETT	5	0,860	19,30	48	41,28	1.052	10 MM
29,1X58,5 11,5°X23° LUX RETT	5	0,860	19,30	48	41,28	1.052	10 MM
29,1X29,1 11,5°X 11,5° MOSAIC MIX RETT	4	-	-	-	-	-	-
29,1X29,1 11,5°X 11,5° MOSAIC MIX LUX RETT	4	-	-	-	-	-	-
8X58,5 3°X23° BATTISCOPIA RETT	12	-	-	-	-	-	-
8X58,5 3°X23° BATTISCOPIA LUX RETT	12	-	-	-	-	-	-
5X75 2°X30° BATTISCOPIA RETT	12	-	-	-	-	-	-
5X75 2°X30° BATTISCOPIA LUX RETT	12	-	-	-	-	-	-

Dati tecnici secondo norme: Technical data conform to: Caractéristiques techniques d'après normes: Technische Daten nach den Normen: EN 14411 Bla GL			MAJESTIC EVO	MAJESTIC EVO LUX
	Caratteristiche Tecniche Technical Data Caractéristiques Techniques Technische Daten	Norme Norms Normes Norm	Valori Value Valeur Wert	Valori Value Valeur Wert
	Resistenza all'abrasione Abrasion resistance Résistance à l'abrasion Abrasionswiderstandigkeit	ISO 10545 - 7	PEI V	PEI IV
	Assorbimento d'acqua Water absorption Absorption d'eau Wasseraufnahme	ISO 10545 - 3	≤ 0,5%	≤ 0,5%
	Resistenza alla flessione Breaking modulus Résistance à la flexion Biegefestigkeit	ISO 10545 - 4	40÷55 N/mm ²	40÷55 N/mm ²
	Resistenza al gelo Resistance to frost Résistance au gel Frostbeständigkeit	ISO 10545 - 12	NON GELIVE FROST PROOF INGÉLIF FROSTSICHER	NON GELIVE FROST PROOF INGÉLIF FROSTSICHER
	Resistenza all'attacco acido e basico Glaze resistance to acid and alkaline attack Résistance aux acides et aux bases Säure-und laugenfestigkeit	ISO 10545 - 13	RESISTE RESISTS RESISTE BESTÄNDIG	RESISTE RESISTS RESISTE BESTÄNDIG
	Durezza Mohs Mohs hardness Dureté Mohs Haerte Mohs	EN101	5	4
	Resistenza alle macchie Stain resistance Résistance aux taches Fleckenfestigkeit	ISO 10545 - 14	TOTALE COMPLETE TOTALE ABSOLUT	TOTALE COMPLETE TOTALE ABSOLUT
	Scivolosità Slipperiness Degré de glissement Rutschhemmung	DIN 51130	R9	-
	Resistenza allo scivolamento Slip resistance Résistance au glissement Rutschhemmung	DIN 51097	B	-
	Scivolosità Coefficient of friction Degré de glissement Rutschhemmung	ANSI A137-1	> 0,42	-
	Scivolamento B.C.R.A. Slipperiness B.C.R.A. Degré de glissement B.C.R.A. Rutschhemmung B.C.R.A.	TORTUS	WET > 0,39 DRY > 0,45	-
	Stonalizzazione Shading Denuançage Spielfarbig	-	V2	V2

I valori indicati nella tabella si riferiscono alle prove eseguite sul colore TRAVERTINO SILVER RETT, CALACATTA LUX.

The values in the table refer to the tests performed on color TRAVERTINO SILVER RETT, CALACATTA LUX.

Les valeurs indiquées dans le tableau se réfèrent aux essais exécutés sur le couleur TRAVERTINO SILVER RETT, CALACATTA LUX.

Die in der Tabelle angegebenen Werte beziehen sich auf die Tests die auf dem Farbe TRAVERTINO SILVER RETT, CALACATTA LUX ausgeführt wurden.

Los valores indicados en la tabla se refieren a las pruebas realizadas sobre el color TRAVERTINO SILVER RETT, CALACATTA LUX.

Указанные в таблице значения относятся к испытаниям, проведенным на бежевом оттенке TRAVERTINO SILVER RETT, CALACATTA LUX.

Majestic Evo

BI TECH®

COLLEZIONE DISPONIBILE ANCHE IN BICOTTURA TRADIZIONALE PASTA BIANCA

COLLECTION AVAILABLE IN TRADITIONAL DOUBLE-FIRED WHITE BODY

COLLEZIONE DISPONIBILE EN BICUISSON PÂTE BLANCHE TRADITIONNELLE

KOLLEKTION ERHÄLTICH IN KLASSISCHE WEISSSCHERBIGE ZWEIBRANDFLIESEN

COLECCIÓN DISPONIBLE EN BICOCCIÓN TRADICIONAL PASTA BLANCA

КОЛЛЕКЦИЯ ДОСТУПНА В ТРАДИЦИОННЫЙ ДВОЙНОЙ ОБЖИГ, БЕЛАЯ ГЛИНА



Scopri di più su domceramiche.it

Discover more at domceramiche.it

En savoir plus sur domceramiche.it



Erfahren Sie mehr über domceramiche.it

Descubre más en domceramiche.it

УЗНАЙТЕ БОЛЬШЕ О
domceramiche.it

A Brand of:  VICTORIA PLC

Majestic Evo



SEDE LEGALE E OPERATIVA:

41014 Solignano di Castelvetro (MO) Italy
Via Croce, 80

PH. +39 059 77 84 11
FAX +39 059 77 84 44/43

info@domceramiche.it
domceramiche.it

A Brand of:  VICTORIA PLC