



SUPREME
TREASURE

FLAVIKER

WHITE & MORE

SUPREME
TREASURE

FLAVIKER



L'eleganza dei marmi bianchi e il lusso di pietre e metalli preziosi si fondono per dare vita a SUPREME TREASURE. Sofisticata varietà, tendenzialmente di colore bianco, ma caratterizzate da diversi tipi di venatura e ricercati accenti di colore.

The SUPREME TREASURE collection combines the elegance of white marble with the opulence of precious stones and metals. Sophisticated, prevalently white varieties with different types of veining and stylish colour accents.

SUPREME
TREASURE

Sei sono le varianti che compongono
la gamma SUPREME TREASURE.

CALACATTA EMERALD è caratterizzato da molteplici
striature in diversi toni di verde. CRISTALLO AMBER
è un quarzo prezioso con accenti di colore caldo.
GREYLAC PLATINUM ha vene color antracite dal
tratto sottile e deciso. CORCHIA GOLD è una
varietà di arabescato con particolari quasi dorati.
LUMINOUS EVEROSE è un bianco polveroso
attraversato da venature che richiamano l'oro rosa.
LASA SAPPHIRE è un elegante bianco venato
interrotto da sfumature azzurre.

The SUPREME TREASURE collection comes in six versions.
CALACATTA EMERALD features numerous streaks
in various shades of green. CRISTALLO AMBER
is a splendid quartz with warm colour accents.
GREYLAC PLATINUM has subtle but clearly defined
anthracite coloured veins. CORCHIA GOLD is an
arabesque variety with almost golden details.
LUMINOUS EVEROSE has a dusty white surface
criss-crossed by pink gold veins.
LASA SAPPHIRE stands out for its elegantly veined
white surface interspersed with bluish hues.



CALACATTA EMERALD

CRISTALLO AMBER

GREYLAC PLATINUM

CORCHIA GOLD

LUMINOUS EVEROSE

LASA SAPPHIRE

Σ 6 mm

Σ 9 mm

120x280

120x120

40x120

60x120

MULTIPLE SENSATION

Con le collezioni FLAVIKER è possibile personalizzare ogni ambiente, partendo dalle diverse sensazioni materiche offerte dalla gamma. Marmo, pietra, metallo, cemento e legno si combinano sapientemente tra loro per dare vita a situazioni uniche e originali.

The different material effects available in the FLAVIKER range make these collections ideal for customising any space. Marble, stone, metal, concrete and wood are skilfully combined to create unique and original situations.



CALACATTA EMERALD
HYPER GREY



CORCHIA GOLD
REBEL BRONZE



GREYLAC PLATINUM
SUPREME EVO CLASSIC MARQUINIA



LUMINOUS EVEROSE
REBEL LEAD



LASA SAPPHIRE
BLUE SAVOY BLUE



CRISTALLO AMBER
SUPREME EVO NOIR LAURENT



SUPREME
TREASURE CALACATTA EMERALD



FLAVIKER
resort

WALL: HYPER GREY NAT. 120x280
RECEPTION: REBEL BRASS NAT. 120x120, HYPER TAUPE NAT. 120x280
FLOOR: CALACATTA EMERALD NAT. 120x120





WALL: HYPER GREY NAT. 120x280

FLOOR: CALACATTA EMERALD NAT. 120x120



WALL: CALACATTA EMERALD LUX 60x120
MATERIA - WASHBASIN TOP: NORDIK WOOD GOLD 6MM
bathdesign - WASHBASIN: CALACATTA EMERALD LUX
FLOOR: NORDIK WOOD GOLD 20x120



FLOOR: CALACATTA EMERALD LUX 60x120



WALL: CALACATTA EMERALD SOFT 120x280, REBEL EMERALD NAT 120x280

FURNITURE: REBEL BRONZE

FLOOR: REBEL EMERALD NAT 60x120



SUPREME
TREASURE CORCHIA GOLD



MATERIA - KITCHEN AND TABLE: CORCHIA GOLD SOFT 12/20MM
FLOOR: CORCHIA GOLD NAT. 120x120, RE_TOUR MUD NAT. 120x120



MATERIA - KITCHEN: CORCHIA GOLD SOFT 12/20MM
FLOOR: CORCHIA GOLD NAT. 120x120, RE TOUR MUD NAT. 120x120



WALL: CORCHIA GOLD LUX 120x280
bathdesign - WASHBASIN: MATERIA CORCHIA GOLD LUX 12MM
FLOOR: CORCHIA GOLD LUX 60x120



WALL: CORCHIA GOLD LUX 120x280, OBLIQUE LUX 25x120,
REBEL BRONZE NAT. 120x280, OBLIQUE NAT. 25x120
FLOOR: REBEL BRONZE NAT. 60x120



SUPREME
TREASURE GREYLAC PLATINUM



WALL: COZY HAVANA 20x120

MATERIAL - COUNTER BAR AND TABLES: REBEL BRONZE 12MM

FLOOR: GREYLAC PLATINUM LUX 120x120



MATERIA - TABLES: REBEL BRONZE 12MM
FLOOR: GREYLAC PLATINUM LUX 120x120



WALL: GREYLAC PLATINUM NAT 60x120,
REBEL BRASS 60x120, MOSAICO TRIS HOT 30x30
FLOOR: GREYLAC PLATINUM NAT 60x120



WALL: GREYLAC PLATINUM SOFT 120x280,
SUPREME EVO CLASSIC MARQUINIA SOFT 120x280
FLOOR: GREYLAC PLATINUM NAT 60x120
DESK: CHROME BLACK SOFT 120x280



WALL: GREYLAC PLATINUM SOFT 120x280
FLOOR: GREYLAC PLATINUM NAT 60x120



WALL: GREYLAC PLATINUM LUX 60x120, CHROME BLACK SOFT 120x280
MATITA ALLUMINIO RAME SCURO
bathdesign - WASHBASIN AND LITTLE TABLE: MATERIA GREYLAC PLATINUM LUX 12MM
FLOOR: SUPREME EVO CLASSIC MARQUINIA LUX 60x120

SUPREME
TREASURE LUMINOUS EVEROSE





FLAVIKER
gift

WALL: LUMINOUS EVEROSE CP4 LUX 480x280, REBEL LEAD 120x280

DESK: LUMINOUS EVEROSE LUX 120x280, REBEL LEAD 120x280

FLOOR: LUMINOUS EVEROSE LUX 120x120



WALL: REBEL LEAD 120x280
FLOOR: LUMINOUS EVEROSE LUX 120x120



WALL: LUMINOUS EVEROSE NAT 60x120, NORDIK WOOD BEIGE 10x60
MATITA ALLUMINIO TERRACOTTA
bathdesign - WASHBASIN TOP: LUMINOUS EVEROSE SOFT 120x280
FLOOR: NORDIK WOOD BEIGE 20x120



SUPREME
TREASURE LASA SAPPHIRE



FLOOR: LASA SAPPHIRE LUX 60x120



FLOOR: LASA SAPPHIRE LUX 60x120



WALL: LASA SAPPHIRE OBLIQUE LUX 25x120,
REBEL NIGHT OBLIQUE 25x120
FLOOR: LASA SAPPHIRE LUX 60x120



WALL: LASA SAPPHIRE NAT. 60x120, BLUE SAVOY GRAPHITE 60x120
MATERIA. - TOP: LASA SAPPHIRE SOFT 20 MM
FLOOR: BLUE SAVOY GRAPHITE 60x120



WALL: LASA SAPPHIRE SOFT 120x280
MATERIA. - TOP AND TABLE: LASA SAPPHIRE SOFT 12/20 MM
FLOOR: BLUE SAVOY BLUE 60x120



SUPREME
TREASURE CRISTALLO AMBER



MATERIA. - TABLES: CORCHIA GOLD SOFT 20MM
FLOOR: CRISTALLO AMBER NAT. 120x120





WALL: CRISTALLO AMBER LUX 120x280, OBLIQUE LUX 25x120, MOSAICO TWIST LUX 30x30,
SUPREME EVO NOIR LAURENT LUX 120x280
FLOOR: CRISTALLO AMBER LUX 60x120



WALL: CRISTALLO AMBER LUX 120x280,
MOSAICO TWIST LUX 30x30
FLOOR: CRISTALLO AMBER NAT. 60x120



WALL: CRISTALLO AMBER LUX 40x120
MATITA ALLUMINIO ARDESIA
FLOOR: NORDIK WOOD BROWN 20x120

SUPREME
TREASURE




CALACATTA EMERALD CORCHIA GOLD GREYLAC PLATINUM LUMINOUS EVEROSE LASA SAPPHIRE CRISTALLO AMBER

			CALACATTA EMERALD	CORCHIA GOLD	GREYLAC PLATINUM	LUMINOUS EVEROSE	LASA SAPPHIRE	CRISTALLO AMBER
Σ 6 mm	120x280 48"x112"	LUX	•	•	•	•	•	•
	120x280 48"x112"	SOFT	•	•	•	•	•	•
	40x120 16"x48"	LUX	•	•	•	•	•	•
Σ 9 mm	120x120 48"x48"	LUX	•	•	•	•	•	•
	120x120 48"x48"	NAT	•	•	•	•	•	•
	60x120 24"x48"	LUX	•	•	•	•	•	•
	60x120 24"x48"	NAT	•	•	•	•	•	•

CALACATTA EMERALD



CP3 ENDLESS MATCH



120x280

6 mm	360x280	CP3 ENDLESS LUX RETT.	0009006
	360x280	CP3 ENDLESS SOFT RETT.	0009010

Ripresa grafica tra le diverse lastre contenuta entro una tolleranza di 3 cm.
Composizione a 3 lastre non vendibili singolarmente.

Graphic clearance among the different slabs ranging within 3 cm.
3 Composition slabs not sold separately.

6 mm	120x280	LUX RETT.	0008836
	120x280	SOFT RETT.	0009001
	40x120	LUX RETT.	0008989
9 mm	120x120	LUX RETT.	0009021
	120x120	NAT RETT.	0009063
	60x120	LUX RETT.	0009027
	60x120	NAT RETT.	0009069

SUPREME
TREASURE

CORCHIA GOLD



CP3 ENDLESS MATCH



120x280			
6 mm	360x280	CP3 ENDLESS LUX RETT.	0009004
	360x280	CP3 ENDLESS SOFT RETT.	0009008

Ripresa grafica tra le diverse lastre contenuta entro una tolleranza di 3 cm.
Composizione a 3 lastre non vendibili singolarmente.

Graphic clearance among the different slabs ranging within 3 cm.
3 Composition slabs not sold separately.

6 mm	120x280	LUX RETT.	0008833
	120x280	SOFT RETT.	0008998
	40x120	LUX RETT.	0008986
9 mm	120x120	LUX RETT.	0009018
	120x120	NAT RETT.	0009060
	60x120	LUX RETT.	0009024
	60x120	NAT RETT.	0009066

Disponibile anche		MATERIA	
Available also			
12 mm	163,5x323	LUX	0009215
12 mm	163,5x323	SOFT	0009218
20 mm	163,5x323	SOFT	0009221

GREYLAC PLATINUM



CP3 ENDLESS MATCH



120x280			
6 mm	360x280	CP3 ENDLESS LUX RETT.	0009003
	360x280	CP3 ENDLESS SOFT RETT.	0009007

Ripresa grafica tra le diverse lastre contenuta entro una tolleranza di 3 cm.
Composizione a 3 lastre non vendibili singolarmente.

Graphic clearance among the different slabs ranging within 3 cm.
3 Composition slabs not sold separately.

6 mm	120x280	LUX RETT.	0008832
	120x280	SOFT RETT.	0008997
	40x120	LUX RETT.	0008985
9 mm	120x120	LUX RETT.	0009017
	120x120	NAT RETT.	0009059
	60x120	LUX RETT.	0009023
	60x120	NAT RETT.	0009065

Disponibile anche		MATERIA	
Available also			
12 mm	163,5x323	LUX	0009214
12 mm	163,5x323	SOFT	0009217
20 mm	163,5x323	SOFT	0009220

LUMINOUS EVEROSE



120x280			
6 mm	480x280	CP4 ENDLESS LUX RETT.	0009005
	480x280	CP4 ENDLESS SOFT RETT.	0009009

Ripresa grafica tra le diverse lastre contenuta entro una tolleranza di 3 cm.
Composizione a 4 lastre non vendibili singolarmente.

Graphic clearance among the different slabs ranging within 3 cm.
4 Composition slabs not sold separately.

6 mm	120x280	LUX RETT.	0008834
	120x280	SOFT RETT.	0008999
	40x120	LUX RETT.	0008987
9 mm	120x120	LUX RETT.	0009019
	120x120	NAT RETT.	0009061
	60x120	LUX RETT.	0009025
	60x120	NAT RETT.	0009067

CP4 ENDLESS MATCH

LASA SAPPHIRE



6 mm	120x280	LUX RETT.	0008835
	120x280	SOFT RETT.	0009000
	40x120	LUX RETT.	0008988
9 mm	120x120	LUX RETT.	0009020
	120x120	NAT RETT.	0009062
	60x120	LUX RETT.	0009026
	60x120	NAT RETT.	0009068

Disponibile anche		MATERIA.	
Available also			
12 mm	163,5x323	LUX	0009276
12 mm	163,5x323	SOFT	0009277
20 mm	163,5x323	SOFT	0009278

CRISTALLO AMBER


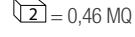






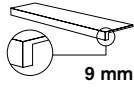

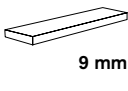

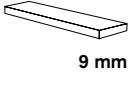



6 mm	120x280	LUX RETT.	0008837
	120x280	SOFT RETT.	0009002
	40x120	LUX RETT.	0008990
9 mm	120x120	LUX RETT.	0009022
	120x120	NAT RETT.	0009064
	60x120	LUX RETT.	0009028
	60x120	NAT RETT.	0009070

Disponibile anche Available also		MATERIA.	
12 mm	163,5x323	LUX	0009216
12 mm	163,5x323	SOFT	0009219
20 mm	163,5x323	SOFT	0009222



CALACATTA EMERALD CORCHIA GOLD GREYLAC PLATINUM LUMINOUS EVEROSE LASA SAPPHIRE CRISTALLO AMBER

 9 mm	Oblique 25x120	LUX RETT.	0008884	0008881	0008880	0008882	0008883	0008885
	 = 0,46 MQ							
 9 mm	Mosaico Twist 30x30	LUX RETT.	0008896	0008893	0008892	0008894	0008895	0008897
								
 9 mm	Mosaico Sticks 30x30	NAT / LUX RETT.	0008902	0008899	0008898	0008900	0008901	0008903
								
 9 mm	Battiscopa 5,5x120	LUX RETT.	0009033	0009030	0009029	0009031	0009032	0009034
		NAT RETT.	0009075	0009072	0009071	0009073	0009074	0009076
 9 mm	Gradone Plus 32x120x4,5x2	LUX RETT.	0009039	0009036	0009035	0009037	0009038	0009040
		NAT RETT.	0009081	0009078	0009077	0009079	0009080	0009082
 9 mm	Angolare Plus SX 32x120x4,5x2	LUX RETT.	0009045	0009042	0009041	0009043	0009044	0009046
		NAT RETT.	0009087	0009084	0009083	0009085	0009086	0009088
 9 mm	Angolare Plus DX 32x120x4,5x2	LUX RETT.	0009051	0009048	0009047	0009049	0009050	0009052
		NAT RETT.	0009093	0009090	0009089	0009091	0009092	0009094



WALL: CALACATTA EMERALD LUX 60x120,
MOSAICO STICKS NAT/LUX 30x30
MATITA ALLUMINIO ORO

MATITE ALLUMINIO - ALUMINIUM STRIP

Articoli realizzati in alluminio anodizzato per l'uso a parete, adatti a raccordare piastrelle di diverso spessore (9/7/6 mm).
Anodized Aluminium strips for use between wall tiles of different thicknesses (9/7/6 mm).



CALACATTA EMERALD NAT. 60x120
RE_TOUR MUD 60x120
MATITA ALLUMINIO VERDE

LASA SAPPHIRE NAT. 60x120
MATITA ALLUMINIO BLU

CARATTERISTICHE TECNICHE TECHNICAL CHARACTERISTICS

GRES PORCELLANATO TUTTA MASSA
FULL BODY PORCELAIN

SUPERFICIE NATURALE CLASSIFICAZIONE SECONDO NORME UNI EN 14411 (ISO 13006) ALLEGATO G-Gruppo UGL
NATURAL SURFACE CLASSIFICATION IN ACCORDANCE WITH UNI EN 14411 (ISO 13006) ANNEX G-Group UGL

SUPERFICIE LUX CLASSIFICAZIONE SECONDO NORME UNI EN 14411 (ISO 13006) ALLEGATO G-Gruppo GL
LUX SURFACE CLASSIFICATION IN ACCORDANCE WITH UNI EN 14411 (ISO 13006) ANNEX G-Group GL

PROPRIETÀ FISICO-CHIMICHE PHYSICAL-CHEMICAL PROPERTIES	NORMA NORM	VALORE PRESCRITTO DALLE NORME VALUE PRESCRIBED FROM THE NORMS	SUPERFICIE NATURALE NATURAL SURFACE
LUNGHEZZA E LARGHEZZA DIMENSIONE MEDIA DI OGNI PIASTRELLA LENGTH AND WIDTH OF THE AVERAGE-SIZES TILE	UNI EN ISO 10545/2	± 0,5%	CONFORME ACCORDING
SPESSORE THICKNESS	UNI EN ISO 10545/2	± 5%	CONFORME ACCORDING
RETTILINEARITÀ SPIGOLI WARPAGES OF EDGES	UNI EN ISO 10545/2	± 0,5%	CONFORME ACCORDING
ORTOGONALITÀ WEDGING	UNI EN ISO 10545/2	± 0,6%	CONFORME ACCORDING
PLANARITÀ FLATNESS	UNI EN ISO 10545/2	± 0,5%	CONFORME ACCORDING
ASSORBIMENTO D'ACQUA WATER ABSORPTION	UNI EN ISO 10545/3	E ≤ 0,5%	CONFORME ACCORDING
RESISTENZA ALLA FLESSIONE BENDING STRENGTH	UNI EN ISO 10545/4	≥ 35 N/mm ²	CONFORME ACCORDING
FORZA DI ROTTURA BREAKING STRENGTH	UNI EN ISO 10545/4	≥ 1300 N	CONFORME ACCORDING
RESISTENZA ALL'ABRASIONE PROFONDA DELLE PIASTRELLE NON SMALTATE RESISTANCE TO DEEP ABRASION OF UNGLAZED TILES	ISO 10545-6	< 175 mm ³	CONFORME ACCORDING
RESISTENZA AGLI SBALZI TERMICI THERMAL SHOCK RESISTANCE	UNI EN ISO 10545/9	RICHIESTA REQUIRED	RESISTE RESISTS
RESISTENZA AL GELO FROST RESISTANCE	UNI EN ISO 10545/12	RICHIESTA REQUIRED	INGELIVO FROST PROOF
RESISTENZA ALL'ATTACCO CHIMICO CHEMICAL RESISTANCE	UNI EN ISO 10545/13	MIN UB	CONFORME ACCORDING
RESISTENZA ALLE MACCHIE RESISTANCE TO STAINING	UNI EN ISO 10545/14	UGL : VALORE DA DICHIARARE UGL : VALUE TO DECLARE	-
RESISTENZA ALLO SCIVOLAMENTO SLIP RESISTANCE	B.C.R.A. C.A.	μ 0,19 SCIVOLOSITÀ PERICOLOSA - DANGEROUSLY SLIPPERY 0,20 < μ < 0,39 SCIVOLOSITÀ ECCESSIVA - EXCESSIVELY SLIPPERY 0,40 < μ < 0,74 ATTRITO SODDISFACENTE - SATISFACTORY GRIP μ 0,75 ATTRITO ECCELLENTE - EXCELLENT GRIP	>0,40 >0,40
	B.C.R.A. G.B.		
	ASTM C 1028 (S.C.O.F.)	SLIP RESISTANT (> 0,60)	>0,60 DRY >0,60 WET
	DIN 51130	IN FUNZIONE DELL'AMBIENTE O DELLA ZONA DI LAVORO BASING ON THE ENVIRONMENT OR THE WORKING AREA	R10
	DIN 51097	-	A+B
	ANSI A 137-1:2012 (D.C.O.F.)	> 0,42	>0,42

VARIAZIONE CROMATICA SHADE VARIATION	V2	aspetto uniforme uniform appearance V1	lieve variazione slight variation V2	moderata variazione moderate variation V3	forte variazione substantial variation V4
---	----	---	---	--	--

IMBALLI / PACKAGING

F.to nominale Nominal size	Finitura Finish	Spessore Thickness	F.to reale (mm) Work size	Imballo Packing	Pz/Scat. Pcs/Box	Mq/Scat. Sqm/Box	Kg/Scat. Kg/Box	Scat./Imb. Box/Packing	Pz Totali Pcs Total	Mq Totali Sqm Total	Kg/Imballo Kg/Packing	Kg Totali Kg Total
120x280 48"x112"	RETT.	6	1194x2800	Cassa Crate	-	-	-	-	20	67,2	95	1.103
				Cavalletto Rack pallet	-	-	-	-	36	121	120	1.935
				Cavalletto container Container Rack pallet	-	-	-	-	36	121	140	1.955
40x120 16"x48"	RETT.	6	397,62x1194	Pallet	4	1,92	28,80	24	96	46,08	20	712
120x120 48"x48"	RETT.	9	1194x1194	Pallet con sponde Pallet with sides	2	2,88	57,60	18	36	51,84	40	1.077
60x120 24"x48"	RETT.	9	596x1194	Pallet	2	1,44	28,80	30	60	43,20	20	884

I dati riferiti ai contenuti per scatole ed ai pesi degli imballi sono aggiornate al momento della stampa del catalogo.
The data referred to the content per box and to the packing weight are update at the catalogue printing time.

Le caratteristiche di superficie e le tonalità dei prodotti ceramici illustrati in questo catalogo sono da ritenersi puramente indicative.
Optical features and color shades of ceramic materials illustrated in this catalogue are to be regarded as mere indications.

215

FLAVIKER

BRAND OF ABK GROUP INDUSTRIE CERAMICHE S.P.A.

S.S. 569 per Vignola, 226

41014 Solignano di Castelvetro (Mo) Italy

T +39 (0) 59 9752011

F +39 (0) 59 9752010

flavikerpisa.it

#flaviker



FLAVIKER